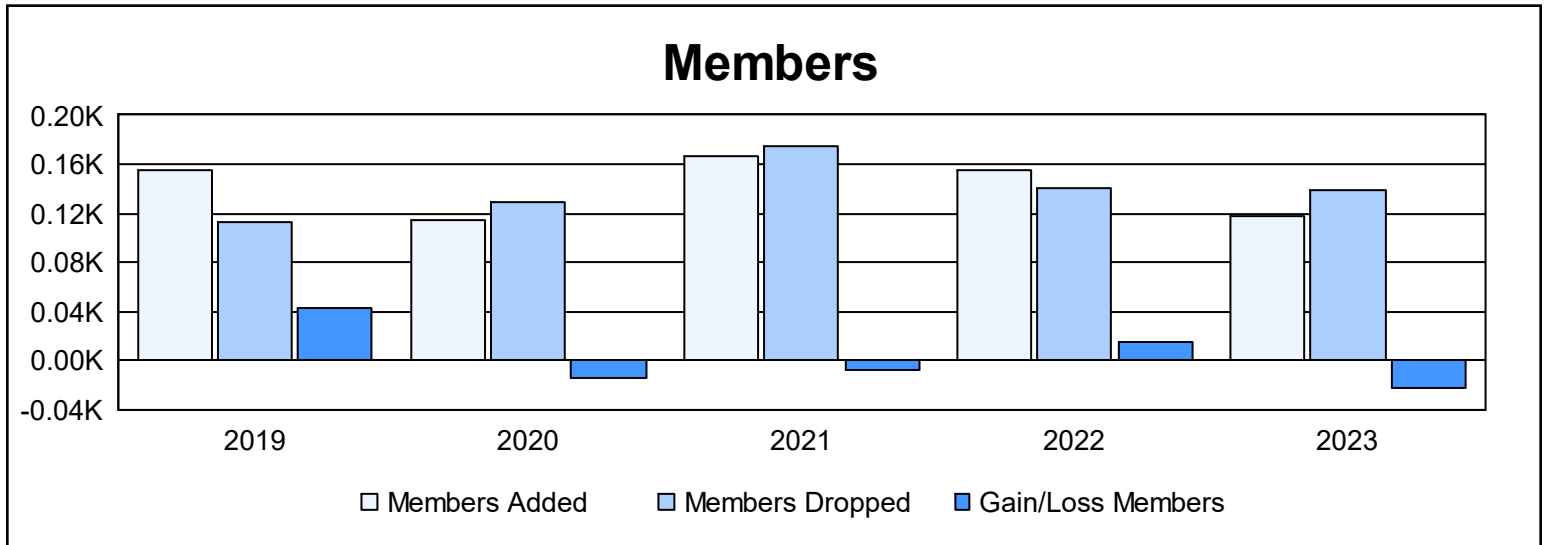
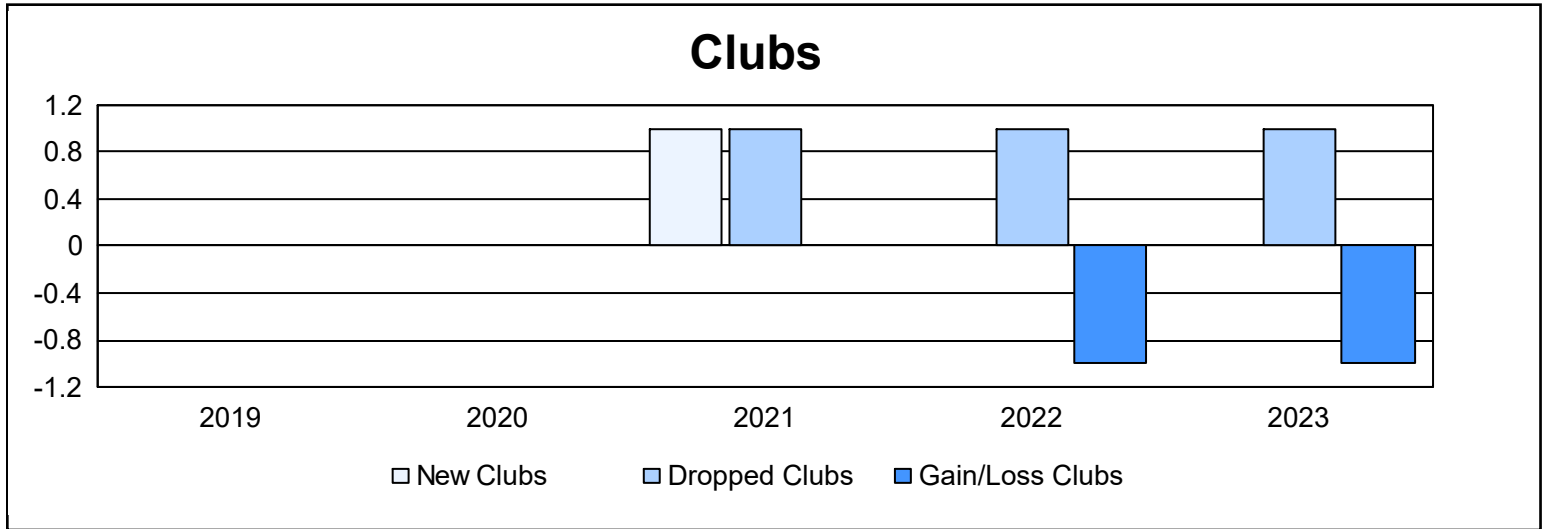
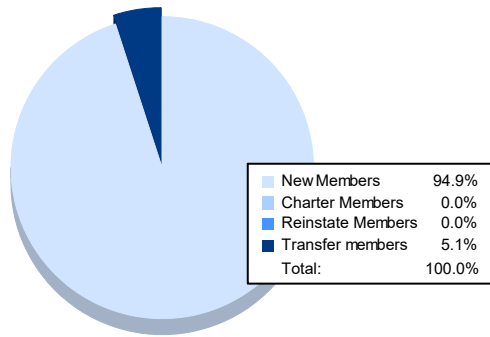


Year	New Clubs	Dropped Clubs	Gain/ Loss Clubs	New Members	Charter Members	Reinstate Members	Transfer Members	Total Member Added	Total Members Dropped	Gain/ Loss Members
2018-2019	0	0	0	147	0	0	8	155	113	42
2019-2020	0	0	0	110	0	1	4	115	129	-14
2020-2021	1	1	0	76	20	1	70	167	174	-7
2021-2022	0	1	-1	141	0	3	11	155	140	15
2022-2023	0	1	-1	111	0	0	6	117	139	-22
<b>Average</b>	<b>0</b>	<b>1</b>	<b>0</b>	<b>117</b>	<b>4</b>	<b>1</b>	<b>20</b>	<b>142</b>	<b>139</b>	<b>3</b>



### Membership Composition June 2023 Cumulative



### Gender Composition June 2023 Cumulative

